

Quarterly Statistics on civil actions (2007-2018)

The current report aims to portray the quarterly evolution of the civil actions¹, from 2007 to 2018.

Pending civil actions² and clearance rate³ – Quarterly evolution

In the second quarter of 2018, the number of pending civil actions has decreased 15.8%, in view of the second quarter of 2017. When compared to the first quarter of 2018, the number of pending civil actions in the second quarter of 2018 has decreased 7.7%. On 31 December 2018, the number of pending civil actions was 151.309 (table 1).

The clearance rate (table 2), that measures the capacity of the system on a given moment to face the demand verified on that same moment, was of 127.4% in the second quarter of 2018. This resulted in a decrease in the pendency at the end of this quarter. In the third quarter of 2017, the period in which the judicial vacations occurred, a clearance rate of 83.6% was registered.

Table 1 - Pending civil actions, consecutive quarters

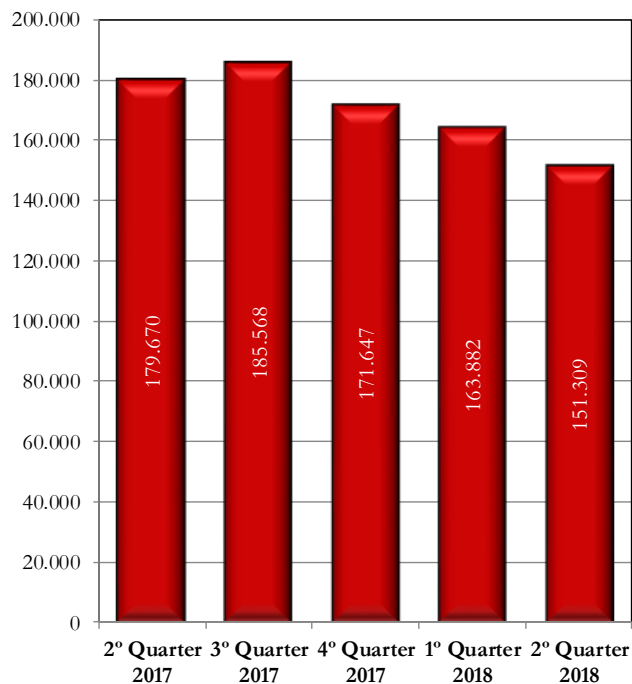
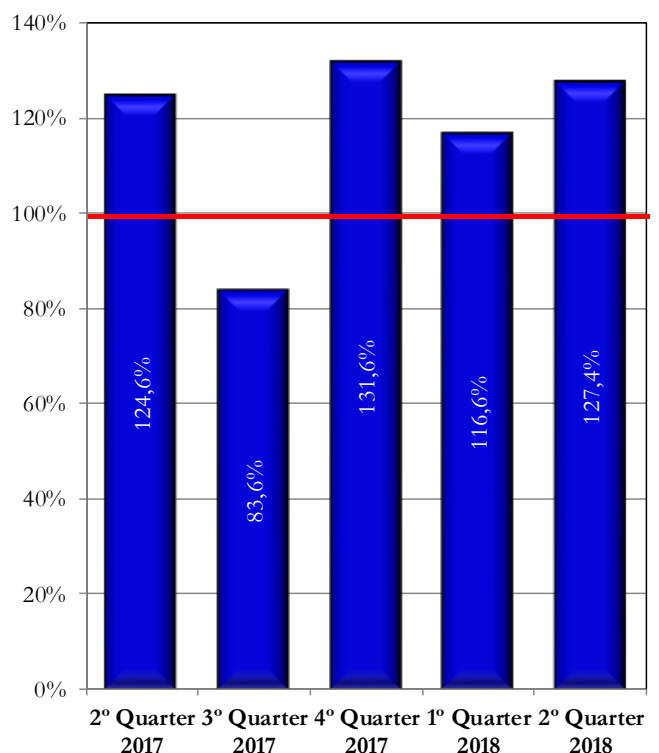


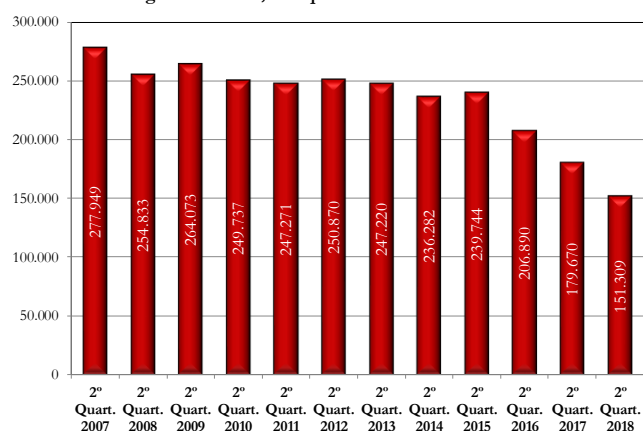
Table 2 - Clearance rate of the civil actions, consecutive quarters



Pending civil actions, clearance rate and disposition time⁴ – Similar periods

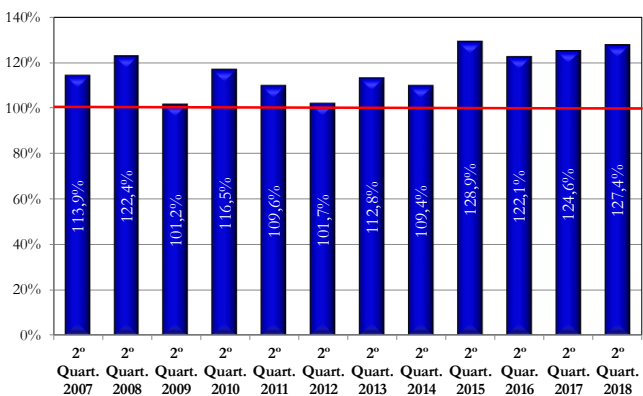
Between the second quarter of 2007 and the second quarter of 2018 there was an accumulated decrease of 45.6% in the number of pending civil actions. In the similar periods, corresponding to the second quarter of 2017 and the second quarter of 2018 there was a decrease of 15.8% in the number of pending civil actions (table 3).

Table 3 - Pending civil actions, 2nd quarter



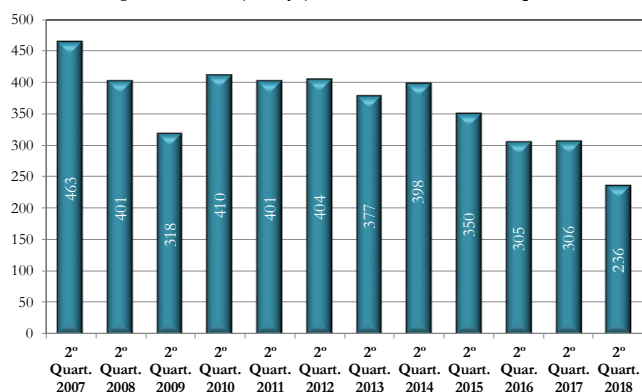
In the second quarter of 2018, the clearance rate was 127.4%, an increase of 26.2 percentage points when compared to the minimum value of 101.2% recorded in the second quarter of 2009 (table 4).

Table 4 - Clearance rate of the civil actions, 2nd quarter



The disposition time was, in the second quarter of 2018, of 236 days, having been registered a decrease of 48.9% in view of the maximum value registered in the second quarter of 2007. Considering the similar periods, corresponding to the second quarter of each year under analysis, the value registered in the second quarter of 2018 is the lowest value of the disposition time (table 5).

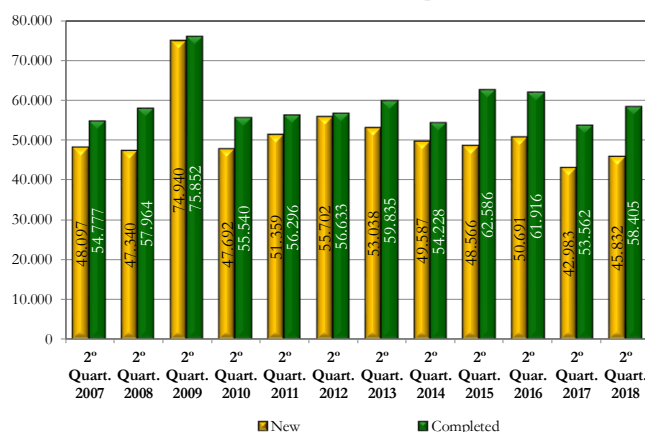
Table 5 - Disposition time (in days) of the civil actions, 2nd quarter



New and completed civil actions and procedural balance⁵ – Similar periods

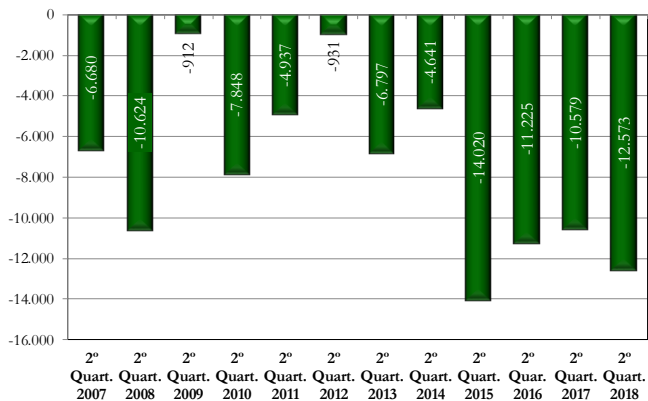
In the second quarter of 2018, the number of completed civil actions was higher than the number of new civil actions (table 6)⁶.

Table 6 - New and completed civil actions, 2nd quarter



As a result, the procedural balance in the second quarter of 2018 was positive, corresponding to less than 12.573 cases. This procedural balance was the second most positive one from among those recorded in the periods under analysis (table 7).

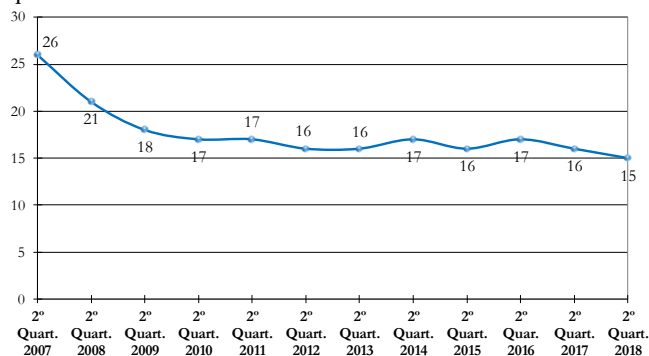
Table 7 - Procedural balance of the civil actions, 2nd quarter



Average duration⁷ of completed civil actions – Similar periods

Regarding the average duration of completed civil actions in the second quarters between 2007 and 2018, it is possible to verify that the value has ranged between 15 and 26 months. In the second quarter of 2018, when compared to the second quarter of 2007, there was a decrease of 11 months in the average duration of the completed civil actions. Considering the previous similar period, in the second quarter of 2018 there was a decrease of 1 month in the average duration of the completed civil actions (going from 16 to 15 months) (table 8).

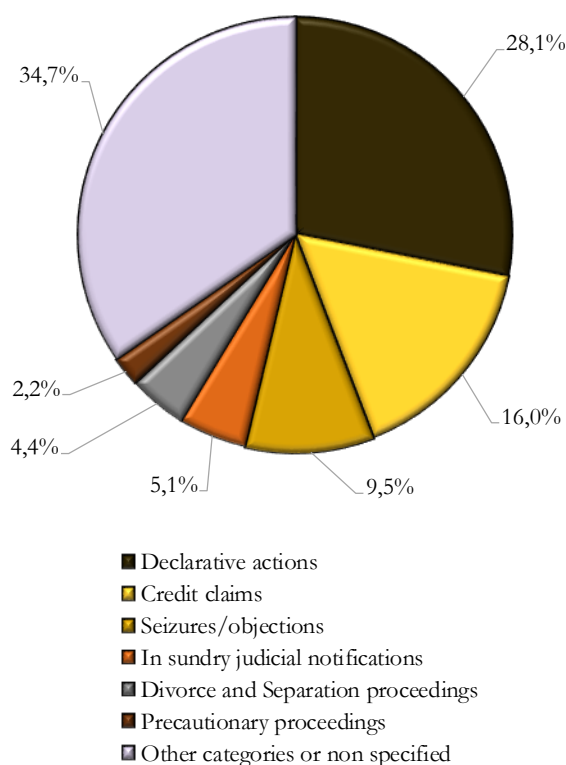
Table 8 - Average duration (in months) of completed civil actions, 2nd quarter



Distribution of the type of completed civil actions – Similar periods

Considering the distribution of the type of completed civil actions in the second quarter of 2018, it is possible to assert that 28.1% corresponded to declarative actions, 16.0% to credit claims, 9.5% to seizures/objections and 4.4% to divorce and separation proceedings (table 9).

Table 9 - Distribution of the type of completed civil actions - 2nd quarter 2018



¹ In the current statistical highlight, the civil actions do not comprise the enforcement actions, the bankruptcy, insolvency and company rescue cases, the special revitalization procedures and the special procedures for payment agreement, given that the behaviour of these types of cases has been subject to analysis in autonomous quarterly statistical highlights (see quarterly statistical highlight 58 on civil enforcement actions and statistical highlight 57 on bankruptcy, insolvency and company rescue cases, on special revitalization procedures and on special procedures for payment agreement).

² Pending cases correspond to cases that have not yet had a final decision, judgment, sentence or order, in their respective instance, regardless of *res judicata*. These are cases that are waiting for acts or diligences to be carried out by the court, by the parties or by other entities. In certain types of cases, they may also be waiting for certain facts to occur or for a time period to run out. A suspended case is, for instance, a pending case, irrespective of the cause of suspension. A pending case is not necessarily a delayed case, as it may be a case that is running within the legal timeframes.

³ The clearance rate corresponds to the ratio of the total volume of completed cases over the total volume of new cases. If equal to 100% the volume of new cases is equal to the completed ones, being the variation of the pendency zero. If greater than 100%, there is a recovery in the pendency. The higher this indicator is the higher the recovery in the pendency in that year. If less than 100%, the volume of new cases is higher than the completed ones, generating pendency for the following year.

⁴ The disposition time is an indicator that measures, in days, the time that would be required to complete all the cases that are pending at the end of a specific period based on the rate of work done in that same time period, i.e., the number of completed cases in this period. Applied to a quarter, this indicator multiplies by 91.25 (average number of days in a quarter) the total of pending cases at the end of the quarter divided by the total number of completed cases during that same period of time.

⁵ The procedural balance corresponds to the difference between new and completed cases. If positive, there is an increase in the pendency. If negative, there is a decrease in the pendency.

⁶ In the 12 second quarters of 2007 to 2018 were registered, respectively, 48.097, 47.340, 74.940, 47.692, 51.359, 55.702, 53.038, 49.587, 48.566, 50.691, 42.983 and 45.832 new civil actions and also respectively 54.777, 57.964, 75.852, 55.540, 56.296, 56.633, 59.835, 54.228, 62.586, 61.916, 53.562 and 58.405 completed civil actions. However, from these totals, only 45.014, 43.760, 54.880, 44.409, 47.398, 52.343, 49.955, 46.900, 44.791, 47.491, 40.196 and 42.812 new civil actions and 51.694, 54.384, 55.792, 52.257, 52.335, 53.274, 56.752, 51.541, 58.811, 58.716, 50.775 and 55.385 completed civil actions correspond to actual movements of beginning and end of the cases. The remaining 3.083, 3.580, 20.060, 3.283, 3.961, 3.359, 3.083, 2.687, 3.775, 3.200, 2.787 and 3.020 cases do not correspond to new civil actions or to civil actions that have been completed. These numbers on new and completed cases refer to the total of civil actions that have run internally between organic units/courts. They are not thus cases that have re-entered the justice system but cases that were completed in the organic unit/court from where they left and that have entered the organic units/courts to which they were transferred.

⁷ The average duration of a completed case in court corresponds to the period of time between the day in which the case began in the court first seized and the day it was completed, even if re-distributed, that is, between the day the case began in the court where it entered and the day it was completed in that same court or in any another court to which it has been redistributed. The concept of average duration used in this statistical highlight corresponds to the so-called duration of the initial case, to which the duration in the various courts where it has run is added.

Framework note – Time scope and other considerations

From 2007, the statistical data related to the cases in the first instance courts are directly gathered from the courts' computer system. Thus the present procedural situation corresponds to the cases that are recorded in this system. In the new and completed cases are included those that were transferred between organic units as a result of extinction and creation of new courts or sections.

Technical sheet:

The Directorate-General for Justice Policy (DGPJ) of the Ministry of Justice, in accordance with Article 2 (1) of Decree-Law 163/2012 of 31 July has the mission to give technical support within the scope of legislative production and legal assessment, to monitor the policies and the strategic planning for the sector, to coordinate the external affairs and the cooperation in the justice area, being also responsible for the statistical data in the Ministry of Justice.

Law 22/2008 of 13 May defines the basic general guidelines and principles that govern the National Statistical System (SEN), particularly with regard to the delegation of powers of the National Statistics Institute (INE), in other entities.

Under the provisions of Article 24 of Law 22/2008, of 13 May, a protocol was celebrated empowering the DGPJ with the production and dissemination of the Justice official statistics.

As a delegated entity, DGPJ is subject to compliance, in its relevant part, with the Law 22/2008, of 13 May, with the Decree-Law 166/2007, of 3 May, as well as with the rules established by Community legislation, adopting the Code of Conduct for European Statistics and the Regulation for the Application of the Principle of Statistical Confidentiality of the National Statistical Institute.

Directorate General for Justice Policy (DGPJ)
Av. D. João II, n.º 1.08.01 E, Torre H, Pisos 2/3
1990-097 Lisboa, Portugal
Tel.: +351 217 924 000
Fax: +351 217 924 090
E-mail: correio@dgpj.mj.pt
<http://www.dgpj.mj.pt>