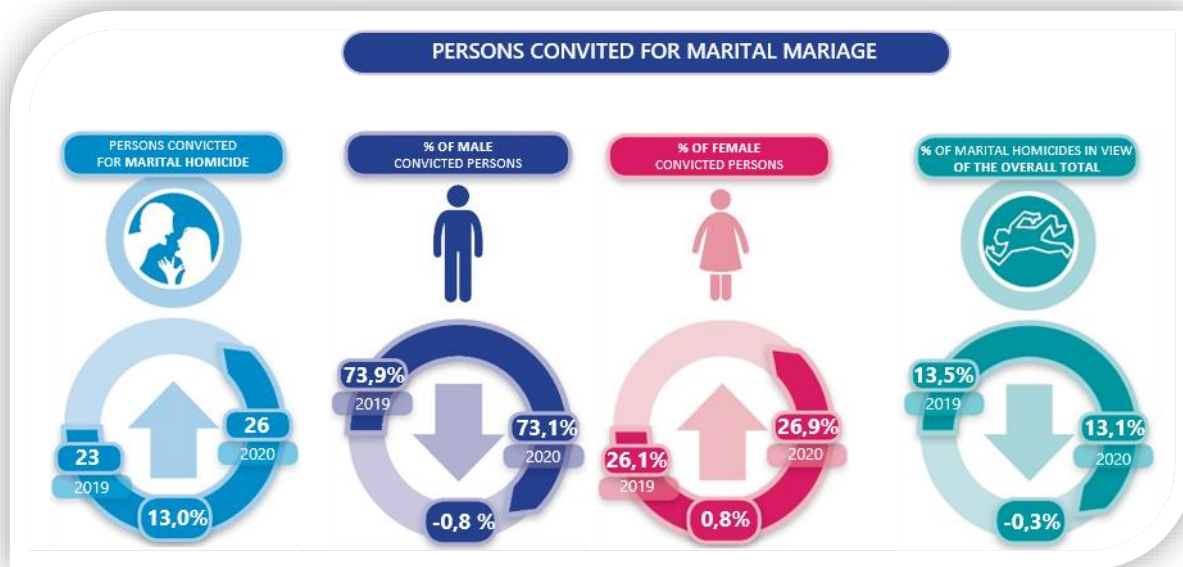


ANNUAL STATISTICAL HIGHLIGHT – 2020

PERSONS CONVICTED OF MARITAL HOMICIDE IN CRIMINAL CASES COMPLETED AT TRIAL STAGE IN THE FIRST INSTANCE COURTS, 2007-2020



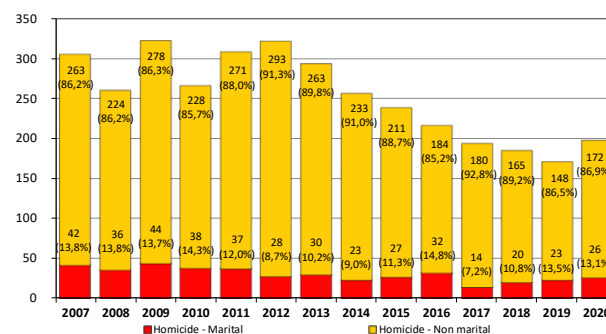
Persons convicted¹ of homicide in the first instance courts^{2,3}

Table 1 shows the evolution of the number of persons convicted of homicide, with particular emphasis on the persons convicted of homicide where the victim is a spouse or a partner.

Between 2007 and 2020 the number of persons convicted of homicide, which includes the homicide where the victim is a spouse or a partner, shows a downward trend, going from 305 convicted persons in 2007 to 198 in 2020 (a decrease of 35.1% in the number of persons convicted of homicide).

During this period, the decreasing trend was most obvious in 2008, 2010 and from 2013 to 2019.

Table 1 - Persons convicted of homicide (2007-2020)



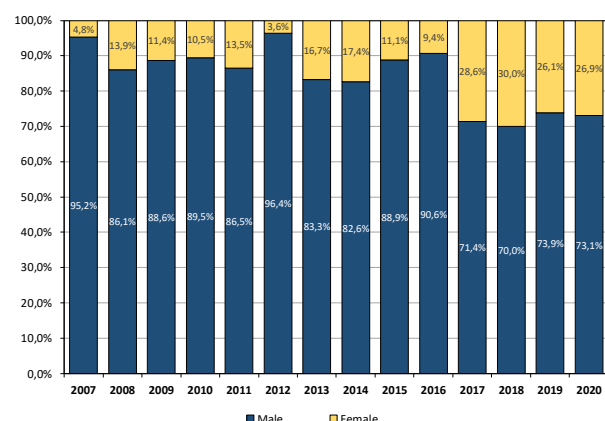
Focusing on the homicides where the victim is a spouse or a partner it is possible to observe that over the fourteen years under consideration, the number of convicted persons has shown a slight decrease from the year 2010. Indeed, the lowest value recorded was in 2017, with 14 convicted persons, and the highest value recorded was in 2009, with 44 convicted persons.

In relation to the proportion of persons convicted of homicide in which the victim is a spouse or partner over the total of persons convicted of homicide in the first instance courts, it can be observed that the values range from 7.2% (minimum value reached in 2017) and 14.8% (highest value reached in 2016).

Characterization of persons convicted of marital homicide, by gender

When one compares the number of persons convicted of homicide where the victim is a spouse or a partner, by gender of the convicted person (**table 2**), it may be verified a strong prevalence of cases in which the convicted person is male.

Table 2 - Persons convicted of marital homicide, by gender (2007-2020)



The corresponding proportion is never less than 70.0% of the overall total in 2018, being 96.4% in 2012. By contrast, cases in which the convicted

person is female varies between 3.6% and 30.0% (in 2012 and 2018 respectively)

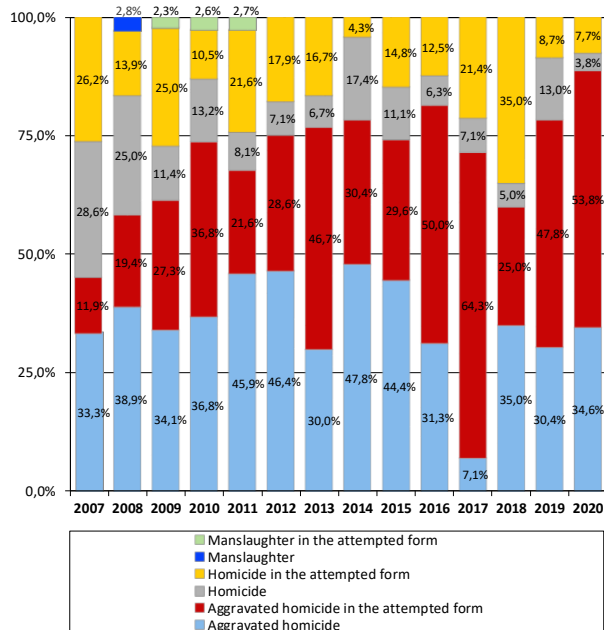
The proportion of cases in which the convicted person is female has the lowest values in 2007 and 2012 (4.8% and 3.6%, respectively), whereas the proportion of convicted female persons is the highest in 2018 (30.0%), 2017 (28.6%), 2020 (26.9%), 2019 (26.1%), 2014 (17.4%) and in 2013 (16.7%).

Persons convicted of marital homicide, by type of homicide

As regards the number of persons convicted by type of crime (**table 3**) it may be observed that between 2007 and 2020 the category related to aggravated homicide prevailed (ranging from 30.0% to 47.8%), with the exception of the years 2013, 2016, 2017, 2019 and 2020 where the main type of crime was the aggravated homicide in the attempted form, representing 46.7%, 50.0%, 64.3%, 47.8% and 53.8% respectively of the overall total of marital homicides.

In 2020, the aggravated homicide and the aggravated homicide in the attempted form were the main crimes, followed by homicide in an attempted form (7.7%) and homicide (3.8%).

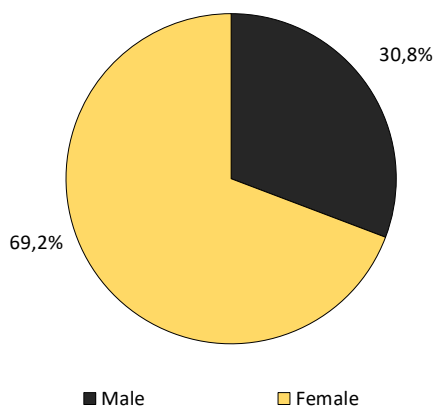
Table 3 - Persons convicted of marital homicide, by type of homicide (2007-2020)



Victims of marital homicide, by gender

In the universe of criminal cases completed at trial stage in 2020, in which there were persons convicted of marital homicide, 26 victims, most of them female, were registered (69.2%) (table 4).

Table 4 - Victims of marital homicide, by gender (2020)

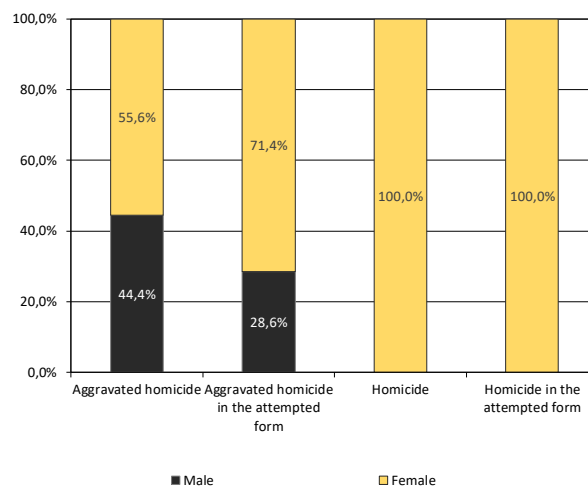


Characterization of the victims of marital homicide, by type of homicide and gender

When one compares the number of victims in 2020, taking into account the gender and type of homicide, a variable proportion of male victims, by type of homicide, may be observed (table 5).

The homicide and the homicide in the attempted form have the highest percentage of female victims (100.0%), followed by aggravated homicide in the attempted form (71.4%) and aggravated homicide (55.6%). The type of homicide with the highest percentage of male victims (44.4%) is the aggravated homicide.

Table 5 - Victims of marital homicide, by type of homicide and gender (2020)



Footnotes

¹ It corresponds to the number of persons convicted in each case for the most serious crime of which they were accused. This concept differs from the number of convictions autonomously referred to in the statistical highlights published until 2017, which corresponds to the total of crimes for which the person was convicted. Experience in data collecting and processing shows that data analysis on the number of convicted persons is more reliable than the number of convictions. If just the convictions are analysed one may be faced with abrupt evolutions that might give the wrong idea on the development of this phenomenon (e.g. in a given year, in a single case, a defendant may have 10 convictions for attempted homicide, but the data in said year may undergo abrupt alterations that may distort the analysis on the results). The processing and analysis of the information on the number of convicted persons attenuate this type of biases, allowing a more reliable evolutionary analysis, the reason why we have chosen to maintain the present series of statistical highlights.

² Data related to convicted persons in cases completed at trial stage in the first instance courts were revised on 5 June 2017, in the course of corrections made to the data processing rules. These corrections have enabled the universe of characterized convicted persons to be extended and have improved the quality of the information, in particular from 2013 onwards. The changes on the data have not however implied alterations in the global variations between the years.

³ From 2010 onwards, new relationships between defendant and victim, in particular the former spouse or partner, boyfriend or girlfriend, have become autonomous. Thus, in 2020, there are still 11 homicide convictions where the victims are former spouses or partners or boyfriends or girlfriends.

Framework note 1 – Time scope and other considerations

From 2007, the statistical data related to the cases in the first instance courts are directly gathered from the courts' computer system. Thus, the present procedural situation corresponds to the cases that are recorded in this system. In the new and completed cases are comprised those that were transferred between organic units as a result of the extinction and creation of new courts, divisions or benches.

Technical sheet:

The Directorate-General for Justice Policy (DGPJ) of the Ministry of Justice, in accordance with Article 2 (1) of Decree-Law 163/2012 of 31 July has the mission to give technical support within the scope of legislative production and legal assessment, to monitor the policies and the strategic planning for the sector, to coordinate the external affairs and the cooperation in the justice area, being also responsible for the statistical data in the Ministry of Justice.

Law 22/2008 of 13 May defines the basic general guidelines and principles that govern the National Statistical System (SEN), particularly with regard to the delegation of powers of the National Statistical Institute (INE), in other entities.

Under the provisions of Article 24 of Law 22/2008, of 13 May, a protocol was celebrated empowering the DGPJ with the production and dissemination of the Justice official statistics.

As a delegated entity, DGPJ is subject to compliance, in its relevant part, with the Law 22/2008, of 13 May, with the Decree-Law 166/2007, of 3 May, as well as with the rules established by Community legislation, adopting the Code of Conduct for European Statistics and the Regulation for the Application of the Principle of Statistical Confidentiality of the National Statistical Institute.

**Directorate-General for Justice
Policy**

Av. D. João II, n.º 1.08.01 E,
Torre H, Pisos 2/3
1990-097 Lisboa, Portugal
Tel.: +351 217 924 000
Fax: +351 217 924 090
E-mail.: correio@dgpj.mj.pt
<https://dgpj.justica.gov.pt>